

Survival Guide

Nové Hradky, 2023

Welcome to Nové Hradky. This Survival Guide contains basic information you might need before and during your stay.

Location/postal address

Zámek 136


373 33 Nové Hradky

Česká republika

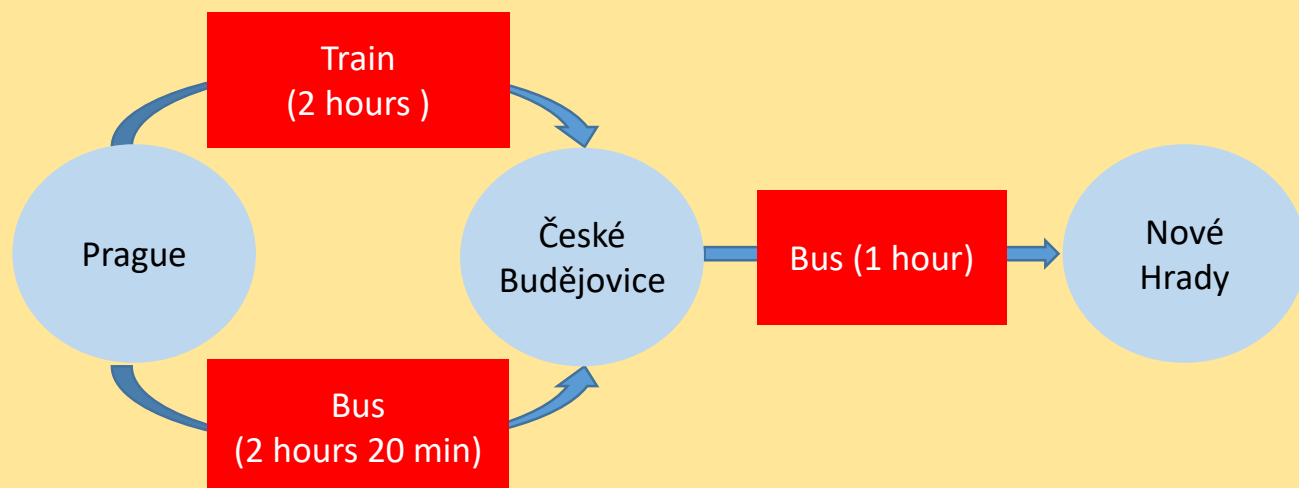
<http://www.nh.cas.cz/index.php?changeLanguage&language=en>



View of the castle (from the bus stop in town).



How to get here




You can get to Nové Hrady either by train or by bus, but the train station is ~4 miles from town. Therefore the easier method is bus, which arrives directly across from the castle and also has easier connection at the transfer point in České Budějovice (Budweis in English and German). To check the timetables and find suitable trains / buses visit: <http://www.idos.cz/>. We can help you with connections if you contact us in advance.

From PRAGUE

You first need to go to České Budějovice to transfer for Nové Hrady. You can get to České Budějovice either by train or by bus.

BY TRAIN

Trains leave almost every hour from the main railway station in the city center, and you can always find a seat without reservation. There is no Wi-Fi on the train. You can buy a ticket at the main train station ([Praha hlavní nádraží](#)) or book it online.



BY BUS

All buses depart from the main railway station in the city center. The journey to České Budějovice takes 2 hours 20 min. The Student Agency/Regiojet buses offer free internet connection, films/music and hot drinks, and electric sockets to charge your devices. You need to book a ticket in advance:


<https://www.studentagency.eu/en/>

Buses from Prague to České Budějovice are also available run by FlixBus. They are fine, though they do not offer Wi-Fi or refreshments.

Once you get to České Budějovice, you must transfer for Nové Hradý. There are also two options: bus or train+bus.

It takes 1 hour to go by bus over the lovely Czech countryside, arriving to the bus station directly across from the castle. These are local buses, so there are no facilities like on Student Agency buses.

You can use the same website to check the timetable and find trains / buses: <http://www.idos.cz/>



Important # 1: when you are checking the schedule, be sure that you put “Nové Hradý autobusové nádraží” (Nové Hradý bus station) into the destination field:

Timetable: Trains + Buses Select timetable

From: České Budějovice Map


To: Map Swap

Date and time:

	České Budějovice municipality, district České Budějovice, trains, buses
	Nové Hradý,,aut.nádr. stop, district České Budějovice, buses
	Praha municipality, district Praha, trains, buses
	České Budějovice obec, okres České Budějovice, vlaky, autobusy
	Nové Hradý,,aut.nádr. zastávka, okres České Budějovice, autobusy
	Praha obec, okres Praha, vlaky, autobusy

Important #2: The bus station in České Budějovice is on the top floor of the “Mercury” shopping centre [Map – Mercury shopping center](#)

Therefore, if you arrive in České Budějovice by train, you will first need to go from the train station to the shopping centre across the street. When you enter the shopping centre, go upstairs to the top floor – you will find the bus station there and can buy tickets.




2. From VIENNA (Austria)

Take a regional train from Vienna Franz Josefs Bahnhof (NOT the main railway station) to Gmünd or České Velenice, the twin towns on the border of Austria and the Czech Republic. Some trains from Vienna cross the border to Velenice, and Czech trains cross to Gmünd. Be aware Gmünd is sometimes designated as NÖ (nieder Österreich, lower Austria). Other similar names are not what you want.

Take a train from Gmünd or České Velenice to Nové Hradý train station. The train station is about 6 km from town; there are no services there and the building itself is not open. You must take a bus for the journey from Nové Hradý train station to Nové Hradý town. The bus meets most trains and waits on the opposite side of the station building. It arrives in town at the bus station across from the castle. Pay with CZK coins or pre-buy a ticket online.

For the connections see: [IDOS](#)



What to expect once you are here

Accommodation

Students are assigned to rooms for two to four persons. Towels and bed linens are provided.

Wi-Fi


Access to the eduroam network is available. Furthermore, there is a free Wi-Fi connection in the chateau.

Sports

We have table tennis, volleyball set, petanque... and other sports equipment for you to rent. You can also purchase membership in the local gym that you can visit throughout your stay.

Phone

Check your US phone service to see if it works in CZ/EU and what charges you can expect. Prepaid Czech SIM cards can be purchased from the O2 store at the Mercury shopping centre in České Budějovice (across the street from the train station, as mentioned before). A CZK 300 card will get you 100 minutes calling within all networks and 25 SMS within all network, 3 GB per month of data.




Weekend trips and outdoor activities

Since you will have free time at weekends, you may wonder what to do with it. There are plenty of outdoor activities available around the chateau, such as lovely hiking routes, good roads for biking and an outdoor swimming pool nearby (you can easily get there by bike or bus). If you want to go for a short weekend trip, we recommend that you check out this webpage:

<https://www.czechtourism.com/a/south-bohemia/>

Finally, do not forget that there are many other lovely places to visit in different regions of the Czech Republic, Austria, and central Europe. Whatever your choice is, feel free to ask the castle staff for more information.





Currency and prices

The official currency of the Czech Republic is the Czech crown (koruna), abbreviated as Kč, with the international abbreviation CZK.

1 crown consists of 100 hellers (haléř), abbreviated as hal. Heller coins have been defunct since September 1, 2008, however hellers are still incorporated into merchandise prices. The final price is always rounded off to the nearest crown value.

Coins: 1 Kč, 2 Kč, 5 Kč, 10 Kč, 20 Kč, 50 Kč

Banknotes: 100 Kč, 200 Kč, 500 Kč, 1,000 Kč, 2,000 Kč, 5,000 Kč

Currencies accepted

Being the official currency, the Czech crown is the best and often the only possible currency to use when paying with cash. Although the Czech Republic is part of the European Union, the euro is not widely accepted here yet. Some shops, restaurants and hotels accept payments in euros but the exchange rate may not be very good.


The Czech crown's exchange rate is roughly as follows:

USD 1 = CZK 23

EUR 1 = CZK 25

Check official rates at: <http://www.cnb.cz/en/index.html>


Many businesses in town accept US credit cards. Please check with your bank before arriving to understand charges and requirements.



Money Tips for Travelers

Major credit cards are widely accepted throughout the Czech Republic. Credit cards are also accepted in Nové Hradky and there is an ATM machine as well, so you will be able to withdraw cash there in CZK from your home account with a US bank card. Check your home bank for procedures and charges.

- Always change your money in a bank or withdraw cash from ATM machines, which are plentiful in Prague and every larger town. The ATM machines are a very convenient way to get Czech crowns. There is an ATM in town. Check with your bank at home for charges and requirements.
- Be careful when using money exchange offices. Many of them target tourists, especially in Prague, and you may end up paying a high commission or getting a bad rate without even knowing about it.
- Never agree to changing money on the street. The purpose of this practice is not to exchange money, but to steal it from you.
- Don't carry large amounts of cash with you. Carry a credit card and/or withdraw money from a cash machine as you go. You can also use your card to make purchases. Major credit cards are accepted in many locations.
- Always try to pay in Czech crowns. Even though euros are accepted at businesses such as larger supermarket and some restaurants, the exchange rate is not always favourable, and you will receive change in Czech crowns.
- We strongly recommend you not to exchange your money at the airport because of an unfavorable rate.




About the Czech Republic

There is a lot of information about the Czech Republic available online. Some websites you could find helpful are as follows:

- <https://www.mzv.cz/jnp/en/index.html> (official site of the Czech Republic)
- <http://www.myczechrepublic.com> (a website containing lots of info about the Czech Republic, ranging from trip planning tips to descriptions of Czech traditional cuisine)
- <https://www.czechtourism.com> (a lovely website for tourists, with good descriptions of various routes – as already mentioned in the “Weekend Trips and Other Activities”)

Useful links and tips


- www.mapy.cz (website containing maps of the Czech Republic)
- <https://maps.here.com> (Here Maps: after installing it on your smartphone and downloading the map of the Czech Republic (or other countries), it allows navigation using only the free GPS system, without needing a data connection)



Czech phrases

Czech language might be challenging, but you should give it a whirl!

English	Czech
Good morning / day / evening	Dobré ráno / Dobrý den / večer
Hello	Ahoj
My name is...	Jmenuji se...
Goodbye	Nashledanou (polite) Čau ("ciao" - informal)
Yes / no	Ano / ne
Thanks	Díky
Where is the nearest ...	Kde je nejbližší ...
Police station	Policejní stanice
Train station	Vlakové nádraží
Bus station	Autobusové nádraží
Airport	Letiště
Arrival	Příjezd
Departure	Odjezd
To/From	Do/Z
One beer please	Jedno pivo prosím
Cheers (to health)	Na zdraví



Contacts

Emergency phone numbers

Emergency services **112**

Ambulance **155**

Police **158**

Fire brigade **150**

Castle staff contacts

Name	Cell phone number	Email address
Dasha Strouhová	+420 724976326	strouhova@nh.cas.cz
Pavel Spurný	+420 723146987	spurny@nh.cas.cz
Martin Novák (IT)	+420 725949603	novakm@nh.cas.cz